

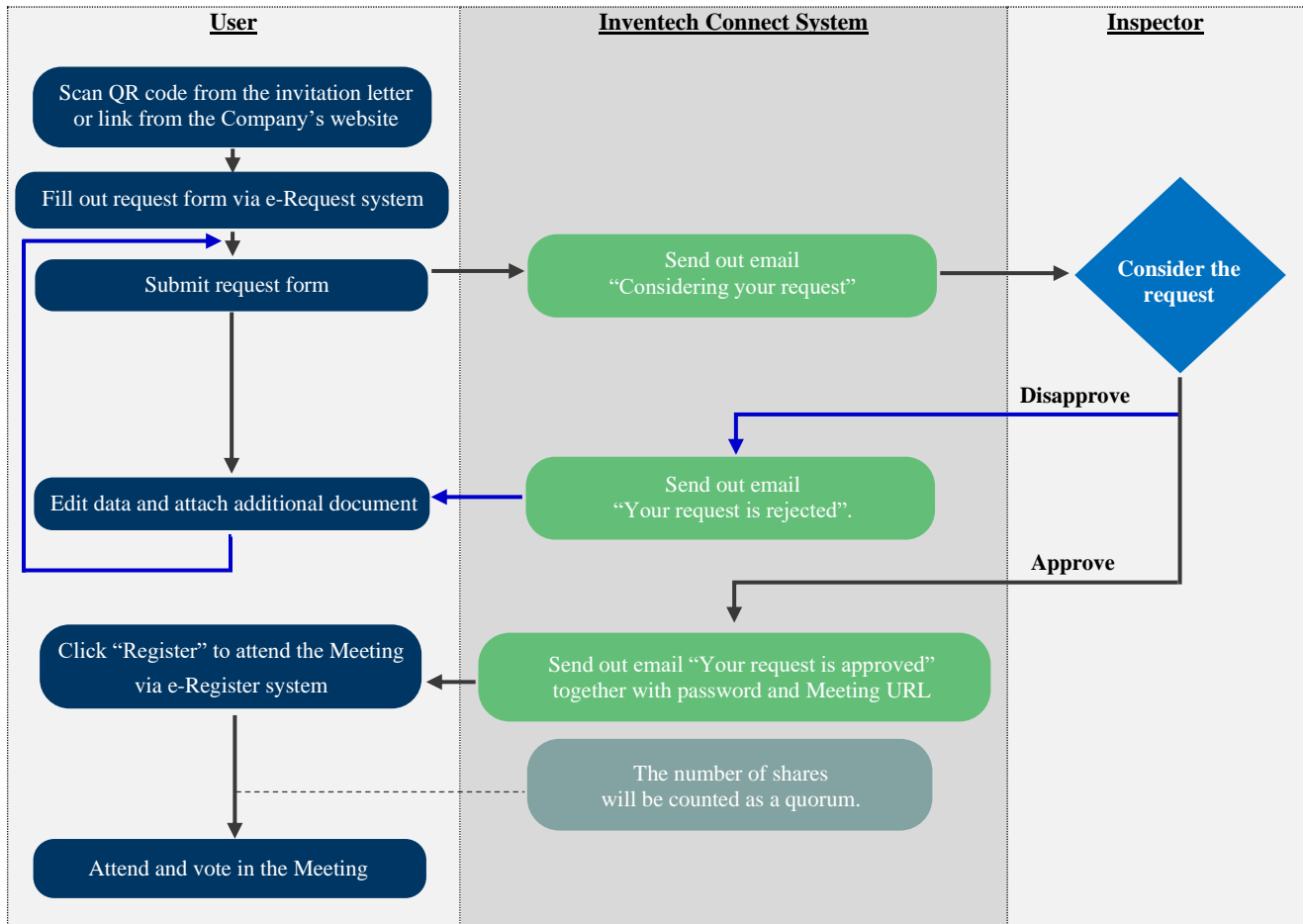
Explanation on the Meeting Procedures via Electronic Media

Recommendations for Internet, Internet Browser and Equipment for Attending the Meeting

Internet	Equipment
<ul style="list-style-type: none"> High-Definition Video: Minimum internet speed of 2.5 Mbps High Quality Video: Minimum internet speed of 1.0 Mbps Standard Quality Video: Minimum internet speed of 0.5 Mbps 	<ul style="list-style-type: none"> Smartphone / Tablet (iOS or Android OS) PC / Laptop (Windows or Mac OS)

Internet Browser: Chrome (Recommended) / Safari / Microsoft Edge. Please note that the system does not support Internet Explorer.

Meeting Arrangement via Electronic Media



Usage Condition

Merging Account / Switching Account

If the multiple requests are filed under the same email and phone number, the system will merge the multiple requests into one account. In the case of multiple user accounts, you can click "Change account" to switch between accounts. However, the previously used account will still be counted as part of the quorum for the Meeting.

Exiting the Meeting

Attendees can click on "Register to leave the quorum", and the system will remove their shares and votes from the voting base for all pending agendas.

Manuals and Assistance

Please contact Inventech Call Center if you need assistance.

02-460-9220

@inventechconnect

Inventech Call Center is available during May 21 – 30, 2025 at 8.30 a.m. – 5.30 p.m. (Business days only, excluding public holidays)




User Manual



Report a problem

Request for Username & Password to Attend the Meeting via Electronic Media

1. Shareholders and proxies can submit a request to attend the Meeting at <https://app.inventech.co.th/GULF198710R/#/homepage> or scan QR Code  and follow the steps below:

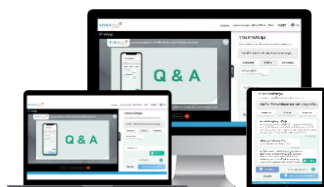


**** To merge user accounts, please use the same email and phone number. ****

- 1 Click the link or scan the QR Code above
- 2 Fill the request form
 - Step 1: Fill in the shareholder information
 - Step 2: Fill in the information for identity verification
 - Step 3: OTP verification
 - Step 4: Successful transaction
- 3 Wait for a confirmation email providing meeting details and password

2. The submission of requests for shareholders and proxies who would like to attend the Meeting is available from 8:30 a.m. on May 21, 2025 until the end of the Meeting on May 30, 2025.
3. Electronic conference will be available from 12:00 p.m. on May 30, 2025. Please use the provided Username and Password and follow the instruction manual to access the system.

Asking Questions



- 1 Select the agenda, and click on Question button

2a Type the question, and click Send

- 2b Ask the question via video:

- Click Conference
- Click OK to confirm queuing
- Please wait for your queue, then turn on your microphone and camera when notified by the staff.

Voting

- 1 Fill in your email address and the password received from your email or request an OTP
- 2 Click Register, the system will register your attendance and count it as a quorum.
- 3 Click Join Attendance, then click Accept
- 4 Select the agenda you want to vote on
- 5 Click Vote
- 6 Cast your vote
- 7 The system will display the status of your latest vote.

Press **Cancel latest vote** button to cancel your most recent vote (this would mean that your vote will be processed according to the rules informed to the shareholders beforehand). Change to the vote is allowed until the voting on that particular agenda is closed.

Appoint the Company's Independent Director as the Proxy

Any shareholder wishing to appoint Independent Directors proposed by the Company as his/her proxy to attend and vote at the Meeting on his/her behalf is asked to fill in and sign the proxy form and deliver it, together with the required documents, to Company by May 27, 2025 with attention to

Company Secretary, Gulf Development Public Company Limited
11th Floor, M Thai Tower, All Seasons Place, No. 87 Wireless Road, Lumpini Sub-district, Pathumwan District, Bangkok 10330